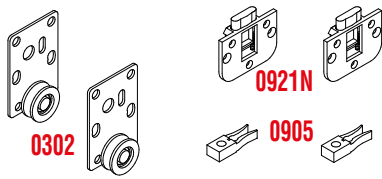




KIT 0921-302 N - MAX 30 KG

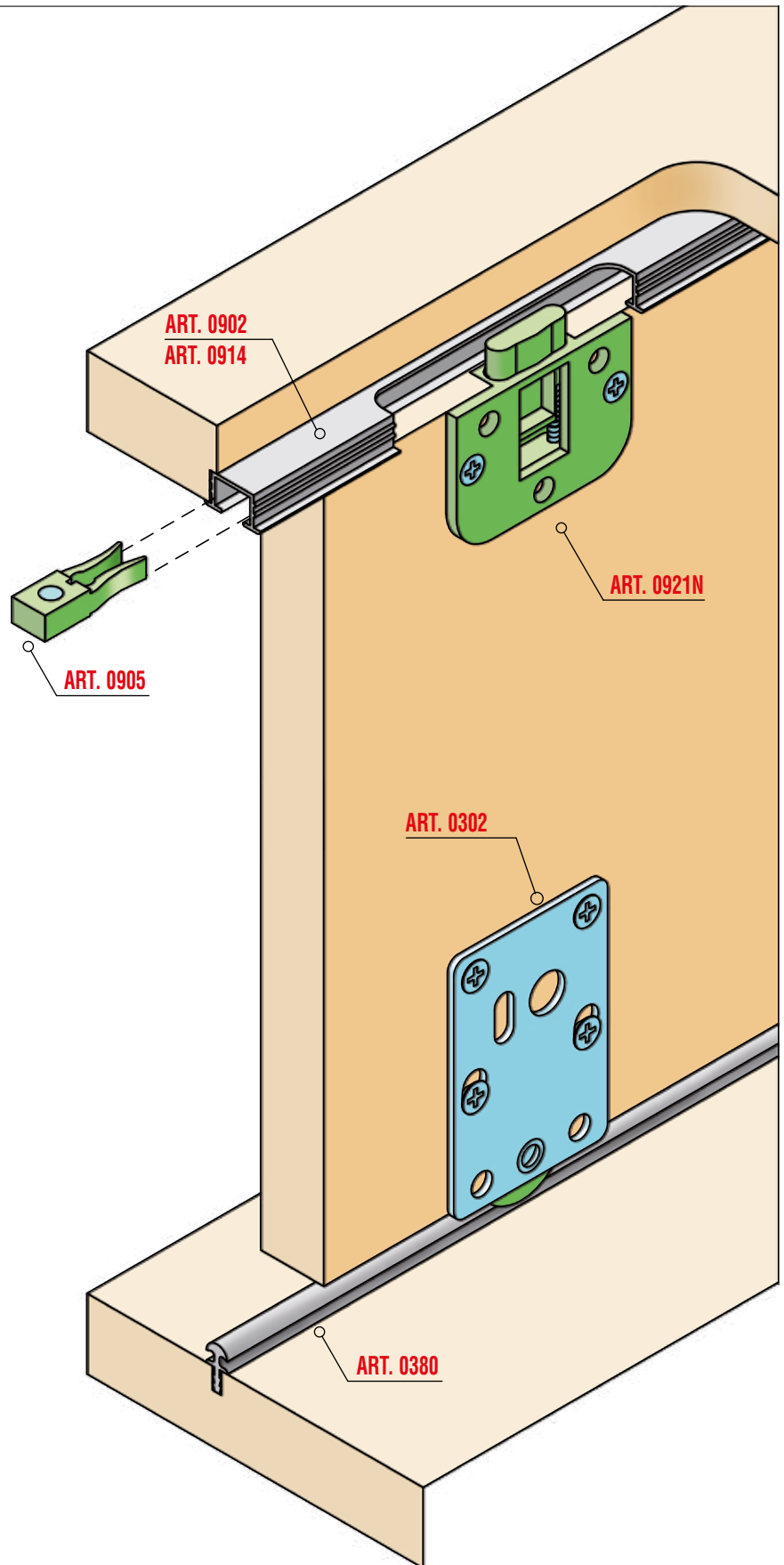


Legenda KIT / Kit Legend

0302	Carrello inferiore senza eccentrico di regolazione <i>Lower truck without adjusting eccentric</i>
0905	Fermo superiore per profilo Art. 0902 e Art. 0914 <i>Upper stopper for profile Art. 0902 and Art. 0914</i>
0921N	Catenacciolo superiore <i>Upper security chain</i>

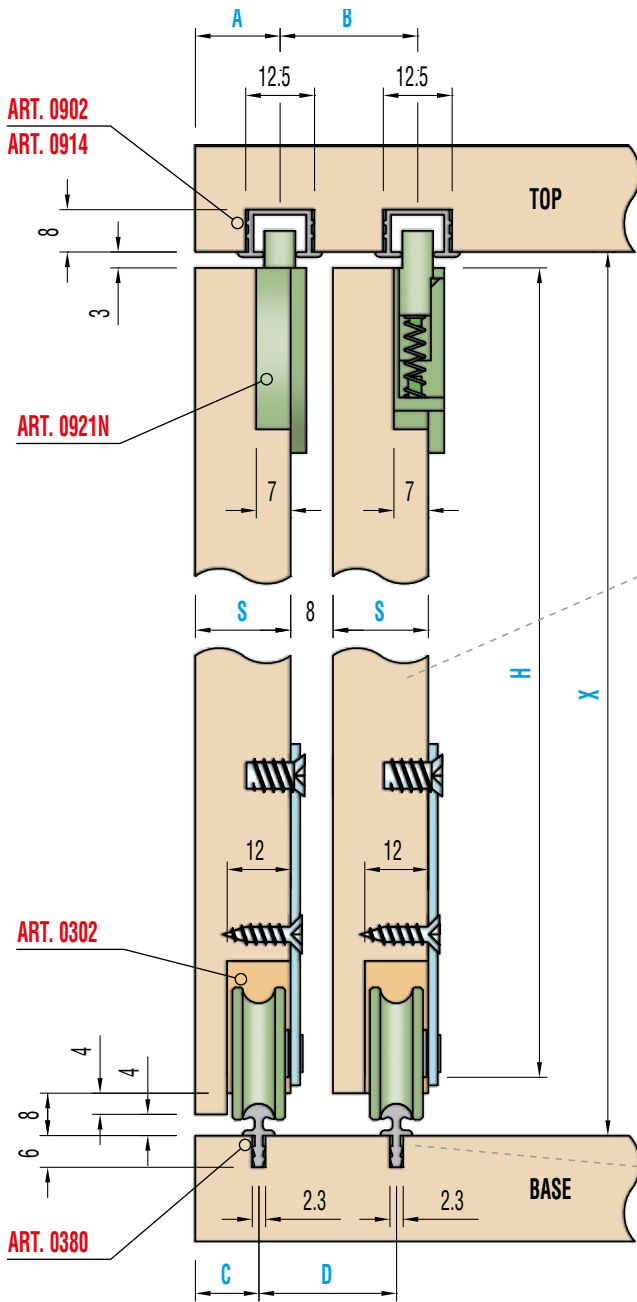
Legenda altri componenti Legend other items

0902		Profilo alluminio superiore <i>Upper aluminium profile</i>
0914		Profilo plastica superiore <i>Upper plastic profile</i>
0380		Profilo alluminio inferiore <i>Lower aluminium profile</i>
0300		Profilo alluminio inferiore <i>Lower aluminium profile</i>





Sezione verticale / Vertical section

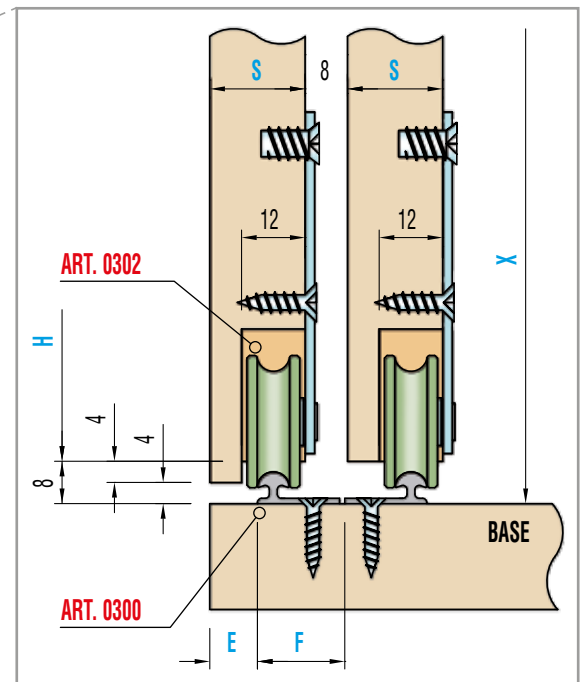


Peso massimo anta Kg. 30
Maximum door weight Kg 30

A =	S* -2
B =	S* +8
C =	S* -6
D =	S* +8
H =	X -11

S* (spessore / thickness)
min.16

**Variante
Special version**



E =	S* -9
F =	S* -1,5
H =	X -11

Schema Foratura ante / Doors drilling

